



AUGUSTA[®] SERIES

*A Complete Line Of
Lighting Solutions For
Parking Garages*





AUGUSTA SERIES

SMOOTH, UNIFORM LIGHTING ON FLOORS, WALLS AND CEILINGS

The Augusta Series represents the intelligent evolution of parking garage lighting at its finest, ending the days of "acceptable style" garage lighting and ushering in the days of finely tuned lighting solutions.

Today, tenants and customers expect parking facilities to provide more than just a parking space-in-a-cave. In fact, they demand a sense of safety, security, seeability, visibility and visual comfort.


The Augusta Series provides unmatched horizontal and vertical lighting uniformity, glare control, and visual comfort – significant factors in meeting customer and tenant parking garage expectations:

- Easy Identification of Entrances and Exits
- Good Visibility in Driving Areas
- Ample Seeability on Walkways
- Enhanced Sense of Safety and Security
- Aesthetic Visual Appeal
- Elimination of the Cave Effect




THE AUGUSTA SERIES – TOTAL SPACE EVALUATION

Today, sophisticated lighting analysis tools such as Radiosity Analysis enable us to evaluate a space based on what we actually "see". Known as **Total Space Evaluation**, this method of analysis utilizes radiosity calculations to display in pseudo colors an accurate 3D rendering of a specific lighting configuration. This multi-plane view offers significant "real-view" advantages over typical point-by-point tools that rely on floor grid plots only, and subsequently, are limited to illumination evaluation of a single, fixed plane of reference.



This candela curve profiles the Augusta Small fixture utilizing a **frosted refractor** and **coated lamp** optical system to create **Total Space Illumination**. Note the smooth, uniform illumination patterns on the floor, walls and ceiling. The Augusta Small produces highly efficient, beautiful uniform lighting – vertically and horizontally – to provide an optimum viewing environment from the most critical viewing angles.



This candela curve profiles the Augusta Large fixture utilizing the **Cambridge (CA15) refractor** and **clear lamp** optical system to create **Traditional Illumination** for garages requiring wide photometric distribution. This system provides broad, uniform illumination patterns on the floor, walls and ceiling while delivering higher levels of horizontal footcandles. The Augusta Large allows for wider spacing ratios – meaning fewer fixtures, reduced energy consumption, and lower installation costs.



GASKETS - A silicone gasket seals the 12" and 16" refractors to the ballast cover on all Augusta Small fixtures to provide a weather-tight/insect-tight seal. An EPDM gasket seals the Direct Mount plate to the cover.

WET LOCATION GASKETS

- an EPDM gasket seals the cover to the housing.
- an EPDM gasketed cast aluminum pendant box is provided on Pendant Mount fixtures.


REFRACTOR CHOICES

12" (up to 200-Watt HID) and 16" (up to 320-Watt HID) diameter clear and frosted acrylic, prismatic refractors provide increased uplight and deliver wide photometric distributions. A coated PSMV or MH lamp is recommended with frosted refractor.

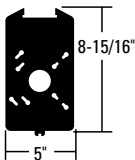
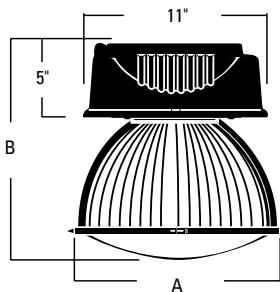
CLAMP BAND - Designed to allow for quick and easy relamping. The lens is secured to the refractor with an aluminum spring-loaded ring that completely seals the lens/refractor connection.

LENS CHOICES

- Clear Acrylic Sag (12" and 16")
- Clear Flat Acrylic (16" only)
- Clear Flat Tempered Glass (12" only)
- Frosted Flat Tempered Glass (12" only)



AUGUSTA-SMALL DIMENSIONS



DIRECT MOUNT HINGE PLATE

Catalog Number	DIRECT MOUNT	
	A Overall Width	B Height
AC12FG	12-1/2"	12-3/4"
AC12SA	12-1/2"	14-1/4"
AC16FA	16-1/2"	16"
AC16SA	16-1/2"	17-1/2"

Frosted refractor/lens - same dimensions as clear.

Pendant Mount Damp and Wet Location – add 1" height.

Trunion Mount – (12" acrylic) 18" min. to 24" max. overall height of yoke and fixture with sag lens. (16" acrylic) 21-1/4" min. to 27-1/4" max. overall height of yoke and fixture with sag lens.

FINISH COLORS



Each fixture is finished with LSI's DuraGrip® polyester powder coat finishing process. The DuraGrip finish withstands extreme weather changes without cracking or peeling, and is guaranteed for five full years. Standard colors include gloss white, textured black, textured bronze, and textured graphite.



WHITE



BLACK



BRONZE



GRAPHITE

TRADITIONAL GARAGE LIGHTING — AUGUSTA LARGE

BALLAST HOUSING - Two sizes — small and large. Housings are round one-piece die-cast aluminum with a powder-coated galvanized ballast cover.

BALLASTS - A variety of HID high-power factor ballasts are offered, each designed for -20°F operation. Electronic Compact Fluorescent ballasts are universal voltage 120-277, 50/60Hz or 347 volt, 60Hz. Compact Fluorescent ballasts are rated for 0°F starting.

BALLAST CIRCUIT TYPE	Type of circuit supplied as standard from factory
Lamp Type and Wattage	Circuit
PSMV - 175, 200, 250, 320 Watt	Super CWA
MH - 100, 150 Watt	HX - HPF
MH - 175, 250 Watt	CWA
HPS - 100, 150 Watt (55V)	HX-HPF
HPS - 250 Watt	CWA
CFL - 26, 32, 42, 57, 70 Watt	Electronic

LAMP OPTIONS - Designed to operate with Pulse-Start Metal Halide, Metal Halide, High Pressure Sodium or Compact Fluorescent in single, double, triple and quad configurations. Lamps supplied as standard - HID (clear, shipped installed), and Compact Fluorescent (Coated, 4100K).

MOUNTING OPTIONS -

- **Direct** - Damp and Wet Location include a hinged galvanized mounting plate, with keyholes and captive screw for easy installation to a 4" square or octagonal junction box.
- **Pendant** - Damp and Wet Location include a powder-coated, die-cast aluminum, hinged Pendant Mount box that is provided with an adjustable conduit hub for hang-straight applications. For use with 3/4" rigid conduit.
- **Trunion** - Wet Location has an adjustable yoke with 1/2" x 3' flexible non-metallic liquidtight conduit with 6" exposed pre-wired leads.


DIRECT MOUNT INSTALLATION -

Hinged mounting plate to 4" junction box.



WET LOCATION SEALING GROMMET -

One-piece grommet positioned at the point where internal wires exit the housing for protection against water, dust and insect entry into ballast compartment.



CLAMP BAND - Refractor is secured to the ballast housing with an aluminum clamp band.

REFRACTOR - Cambridge (CA15 - up to 200-Watt HID) is a clear injection molded prismatic lens that provides uniform illumination with high levels of horizontal footcandles.


GASKETS - An EPDM gasket seals the CA15 refractor to the ballast to provide a weather-tight/insect-tight seal. An EPDM gasket seals the Direct Mount plate to the fixture.

WET LOCATION GASKETS

- an EPDM gasket seals the cover to the housing.
- an EPDM gasketed cast aluminum pendant mount box is provided on Pendant Mount fixtures.

DISTRIBUTION PATTERN

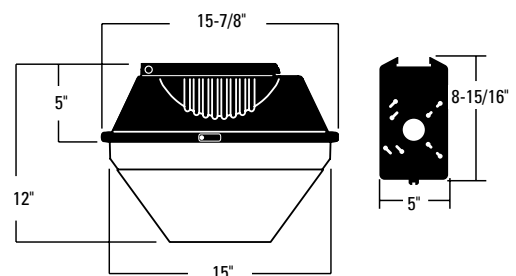
The Augusta Series features a Type 5 Round distribution pattern. For detailed photometric data, please visit our web site at www.lsi-industries.com



VERTICAL BURN DISTRIBUTION

AUGUSTA-LARGE DIMENSIONS

AUGUSTA-LARGE DIRECT MOUNT AND HINGE PLATE



Pendant Mount Damp and Wet Location - add 1" height.

Trunion Mount - 16" min. to 22" max. overall height of yoke and fixture, 16-1/2" overall width of trunion.



LSI OFFERS A COMPLETE LINE UP OF GARAGE LIGHTING SOLUTIONS



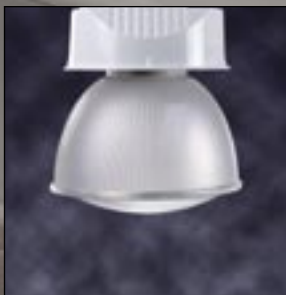
**AUGUSTA-LARGE
DIRECT MOUNT (AULD)**



**AUGUSTA-LARGE
PENDANT MOUNT (AULP)**




**AUGUSTA-LARGE
TRUNION MOUNT (AULT)**



**AUGUSTA-SMALL
DIRECT MOUNT (AUD)**



**AUGUSTA-SMALL
PENDANT MOUNT (AUP)**



**AUGUSTA-SMALL
TRUNION MOUNT (AUT)**





Direct and Pendant Mount listed for damp locations -- wet locations available.
Trunion Mount listed for wet locations.



LSI OUTDOOR LIGHTING
10000 Alliance Road
Cincinnati, Ohio 45242
(513)793-3200 FAX (513)793-0147
www.lsi-industries.com